
























Description	Item no.	Application	Engine	Year	Criteria / Information
 Push rod tube	1611600200 <i>For reference:</i> 61610523100 61610523100 PCG10523100	PORSCHE 356 Cabriolet/Speedster PORSCHE 356 Coupe PORSCHE 912 PORSCHE 912 Targa	1.3, 1.5, 1.6 1.1, 1.3, 1.5, 1.6 1.6 1.6	01/50-12/65 09/47-03/68 01/65-12/69 03/65-02/70	
 Cap for oil tank	1613600200 <i>For reference:</i> PCG20727100	PORSCHE 356 Cabriolet/Speedster PORSCHE 356 Coupe	1.6 1.6	01/50-12/65 09/47-03/68	Equipment Variant: Cap for oil tank
 Thermostat, 65-70 C, Brazil	8114600100 <i>For reference:</i> 119200001 111119159 111119159A	PORSCHE 356 Cabriolet/Speedster PORSCHE 356 Coupe	1.5, 1.6 1.5, 1.6	01/50-12/65 09/47-03/68	Temperature range from [°C]: 65 to temperature range [°C]: 70
 Fuel tank, OE version, 50 L	1615600300 <i>For reference:</i> 571000-8 35656012 64420101000	PORSCHE 356 Cabriolet/Speedster PORSCHE 356 Coupe	1.1, 1.3, 1.5, 1.6 1.1, 1.3, 1.5, 1.6	01/50-12/65 09/47-03/68	Fuel Tank Capacity [l]: 50 Quality: OE
 Fuel tank, OE version, 52 L	1615600400 <i>For reference:</i> 571100-8 64420100107	PORSCHE 356 Cabriolet/Speedster PORSCHE 356 Coupe	1.6 1.6	01/50-12/65 09/47-03/68	Fuel Tank Capacity [l]: 52 Quality: OE
 Protective flap for fuel filler neck, rubber	1615650200 <i>For reference:</i> 91120127901	PORSCHE 356 Cabriolet/Speedster PORSCHE 356 Coupe PORSCHE 911 PORSCHE 911 Cabriolet PORSCHE 911 Targa PORSCHE 912 PORSCHE 912 Targa	1.6 1.6 2.0, 2.2, 2.3, 2.7, 3.0, 3.2, 3.3 3.0, 3.2, 3.3 2.0, 2.2, 2.3, 2.7, 3.0, 3.3 1.6 1.6	01/50-12/65 09/47-03/68 01/63-11/90 08/82-08/89 11/64-11/90 01/65-12/69 03/65-02/70	Equipment Variant: Protection flap
 Fuel tank cap, lockable, metal, with keys	8115650800 <i>For reference:</i> 201401002 1132015514 113201551H 321201551H 90120127100	PORSCHE 356 Cabriolet/Speedster PORSCHE 356 Coupe PORSCHE 911 PORSCHE 911 Targa PORSCHE 914	1.6 1.6 2.0, 2.2, 2.3, 2.7, 3.0 2.0, 2.2, 2.3, 2.7, 3.0 2.0	01/50-12/65 09/47-03/68 01/63-11/90 11/64-11/90 01/69-02/76	Material: Metal

Description	Item no.	Application	Engine	Year	Criteria / Information
 Fuel tank cap, without lock, metal	8115650900 <i>For reference:</i> 201401001 1132015512 113201551F 113201551H 321201551G	PORSCHE 356 Cabriolet/Speedster PORSCHE 356 Coupe PORSCHE 911 PORSCHE 911 Targa PORSCHE 914	1.6 1.6 2.0, 2.2, 2.3, 2.7, 3.0 2.0, 2.2, 2.3, 2.7, 3.0 2.0	01/50-12/65 09/47-03/68 01/63-11/90 11/64-11/90 01/69-02/76	Material: Metal
 Sender for fuel gauge	1615800400 <i>For reference:</i> 64420180107	PORSCHE 356 Cabriolet/Speedster PORSCHE 356 Coupe	1.6 1.6	01/50-12/65 09/47-03/68	
 Cork gasket for fuel and oil level sender	1615850100 <i>For reference:</i> 91420189100	PORSCHE 356 Cabriolet/Speedster PORSCHE 356 Coupe PORSCHE 911 PORSCHE 911 Cabriolet PORSCHE 911 Targa PORSCHE 912 PORSCHE 912 Targa PORSCHE 914	1.1, 1.3, 1.5, 1.6 1.1, 1.3, 1.5, 1.6 2.0, 2.2, 2.3, 2.7, 3.0, 3.2, 3.3 3.0, 3.2, 3.3 2.0, 2.2, 2.3, 2.7, 3.0, 3.3 1.6 1.6 1.7, 1.8, 2.0	01/50-12/65 09/47-03/68 01/63-11/90 08/82-08/89 11/64-11/90 01/65-12/69 03/65-02/70 01/69-02/76	Material: Cork
 V-Belt	1218000400 <i>For reference:</i> 0029975792 034903137 055131615A 0950362 12686814 128012 13H5373 13H8339 156218381 1706825 17068254 1752176000 1752178000 1752178100 232913715 32411268681 32411276314 32421706825 32421717011 4224377 4313390 4464043 4467845 4478580 5430452 5430452C 5494188 5930833 5956599 60513650 60547821 6104232 7119990151 75492093 75524245 7581316 7581317 7604702 7700545221 7700546002 7700546003 7700646222 7700683283 7701349028 7701349038 82018381 821F6C301AC 821F6C301AA 821M6C301AA	PORSCHE 356 Cabriolet/Speedster PORSCHE 356 Coupe PORSCHE 911 PORSCHE 911 Targa PORSCHE 912 Targa	1.5, 1.6 1.5, 1.6 2.0 2.0 1.6	01/50-12/65 09/47-03/68 01/63-11/90 11/64-11/90 03/65-02/70	Width [mm]: 10 Length [mm]: 825

Description	Item no.	Application	Engine	Year	Criteria / Information
	1218000400 82404105 82404106 8339921 90156794 90156974 91140570 95493868 95493869 95494186 95494188 96182007 9932150821 99919200650 ADU4236 C29849 GCB10825 GFB104 GFB10825 GFB183 GFB195 GFB252 GFB60825 AAU3577				
 Gasket set for crankcase, REINZ	1618900112 <i>For reference:</i> 61610190100 61610190100 61610190101	PORSCHE 356 Cabriolet/Speedster PORSCHE 356 Coupe PORSCHE 912 PORSCHE 912 Targa	1.1, 1.5, 1.6 1.5, 1.6 1.6 1.6	01/50-12/65 09/47-03/68 01/65-12/69 03/65-02/70	Supplementary Article/Supplementary Info: with crankshaft seal
 Cylinder head gasket set, REINZ	1619000112 <i>For reference:</i> 61610018400 61610018400 61610018401 61610018402 61610018403	PORSCHE 356 Cabriolet/Speedster PORSCHE 356 Coupe PORSCHE 912 PORSCHE 912 Targa	1.5, 1.6 1.5, 1.6 1.6 1.6	01/50-12/65 09/47-03/68 01/65-12/69 03/65-02/70	Supplementary Article/Supplementary Info: with valve stem seals
 Valve cover gasket (rubber/cork mixture)	1619200900 <i>For reference:</i> 61610495100	PORSCHE 356 Cabriolet/Speedster PORSCHE 356 Coupe PORSCHE 912 PORSCHE 912 Targa	1.1, 1.3, 1.5, 1.6 1.1, 1.3, 1.5, 1.6 1.6 1.6	01/50-12/65 09/47-03/68 01/65-12/69 03/65-02/70	Material: Cork Material: Elastomer
 Oil seal for crankshaft	1619500100 <i>For reference:</i> 99911301250	PORSCHE 356 Cabriolet/Speedster PORSCHE 356 Coupe PORSCHE 912	1.5, 1.6 1.5, 1.6 1.6	01/50-12/65 09/47-03/68 01/65-12/69	Fitting Position: Timing End
 Tread for engine cover plate, 830 mm, rubber	1619900100 <i>For reference:</i> 36906139 36906139	PORSCHE 356 Cabriolet/Speedster PORSCHE 356 Coupe	1.1, 1.3, 1.5, 1.6 1.1, 1.3, 1.5, 1.6	01/50-12/65 09/47-03/68	Length [mm]: 830
 Picture not available Manifold exhaust with boxes, Sport, Sebring style	1620101100 <i>For reference:</i> PO-92750	PORSCHE 356 Cabriolet/Speedster PORSCHE 356 Coupe	1.1, 1.3, 1.5, 1.6 1.1, 1.3, 1.5, 1.6	01/50-12/65 09/47-03/68	Equipment Variant: Sebring Style Surface: Painted Supplementary Article/Supplementary Info 2: with pre-silencer

Description	Item no.	Application	Engine	Year	Criteria / Information
 Rear exhaust	1620600400 <i>For reference:</i> 92.301 61611101605	PORSCHE 356 Cabriolet/Speedster PORSCHE 356 Coupe PORSCHE 912 PORSCHE 912 Targa	1.6 1.6 1.6 1.6	01/50-12/65 09/47-03/68 01/65-12/69 03/65-02/70	Exhaust System: Double End Pipe Surface: Painted
 Rear exhaust	1620600500 <i>For reference:</i> 92.311 61611101005	PORSCHE 356 Cabriolet/Speedster PORSCHE 356 Coupe PORSCHE 912 PORSCHE 912 Targa	1.6 1.6 1.6 1.6	01/50-12/65 09/47-03/68 01/65-12/69 03/65-02/70	Exhaust System: Double End Pipe Surface: Painted
 Rear exhaust	1620600700 <i>For reference:</i> 92.321 61611101000 61611101001	PORSCHE 356 Cabriolet/Speedster PORSCHE 356 Coupe	1.5, 1.6 1.5, 1.6	01/50-12/65 09/47-03/68	Exhaust System: Double End Pipe Surface: Painted
 Exhaust, Sport, with two polished, straight tail pipes in Carrera style. Deep sporty sound. Tail pipes constructed to fit perfectly with Carrera rear lower panel, but will come out just under the car body on "non Carreras"	1620603100 <i>For reference:</i> PO-92104	PORSCHE 356 Cabriolet/Speedster PORSCHE 356 Coupe	1.6 1.6	01/50-12/65 09/47-03/68	Exhaust System: Double End Pipe Pipe Ø [mm]: 63 Surface: Painted
 Exhaust, Sport, with two straight tailpipes in Carrera style. Deep sporty sound. Tail pipes constructed to fit perfectly with Carrera rear lower panel, but will come out just under the car body on "non Carreras"	1620603900 <i>For reference:</i> PO-92103 61654103	PORSCHE 356 Coupe	1.6	09/47-03/68	Exhaust System: Double End Pipe Pipe Ø [mm]: 45 Surface: Painted
 Rear exhaust, Stainless Steel	1620606700 <i>For reference:</i> 92.311S 61611101005	PORSCHE 356 Cabriolet/Speedster PORSCHE 356 Coupe PORSCHE 912 PORSCHE 912 Targa	1.6 1.6 1.6 1.6	01/50-12/65 09/47-03/68 01/65-12/69 03/65-02/70	Exhaust System: Double End Pipe Material: Stainless Steel
 Exhaust, Sport, with single tail pipe	1620610200 <i>For reference:</i> PO-92131 54654106	PORSCHE 356 Cabriolet/Speedster PORSCHE 356 Coupe	1.5, 1.6 1.5, 1.6	01/50-12/65 09/47-03/68	Exhaust System: Single tailpipe Pipe Ø [mm]: 45 Surface: Painted

Description	Item no.	Application	Engine	Year	Criteria / Information
 <p>Exhaust, Sport, with tail pipe for bumper</p>	1620610300 <i>For reference:</i> PO-92106	PORSCHE 356 Cabriolet/Speedster PORSCHE 356 Coupe	1.6 1.6	01/50-12/65 09/47-03/68	Exhaust System: Double End Pipe Pipe Ø [mm]: 45 Surface: Painted Vehicle Equipment: for vehicles with twin-pipe bumper
 <p>Tail pipe kit with clamps (complete kit not available from Porsche)</p>	1620701410 <i>For reference:</i> 92.302 61611100500	PORSCHE 356 Cabriolet/Speedster PORSCHE 356 Coupe	1.5, 1.6 1.5, 1.6	01/50-12/65 09/47-03/68	Fitting Position: Rear Exhaust System: for rear silencer Surface: Painted Quantity Unit: Set Supplementary Article/Supplementary Info 2: with clamp
 <p>Tail pipe kit with clamps (complete kit not available from Porsche)</p>	1620701510 <i>For reference:</i> 92.303 61611100660	PORSCHE 356 Cabriolet/Speedster PORSCHE 356 Coupe	1.6 1.6	01/50-12/65 09/47-03/68	Fitting Position: Rear Exhaust System: for rear silencer Surface: Painted Quantity Unit: Set Supplementary Article/Supplementary Info 2: with clamp
 <p>Tail pipe kit with clamps (complete kit not available from Porsche)</p>	1620701610 <i>For reference:</i> 92.304 61611100700	PORSCHE 356 Cabriolet/Speedster PORSCHE 356 Coupe	1.6 1.6	01/50-12/65 09/47-03/68	Fitting Position: Rear Exhaust System: for rear silencer Surface: Painted Quantity Unit: Set Supplementary Article/Supplementary Info 2: with clamp
 <p>Tail pipe set for PO-92104</p>	1620703710 <i>For reference:</i> 92.910S	PORSCHE 356 Cabriolet/Speedster PORSCHE 356 Coupe	1.6 1.6	01/50-12/65 09/47-03/68	Fitting Position: Rear Exhaust System: for rear silencer for article number: PO-92104 Material: Stainless Steel Surface: Blank Quantity Unit: Set
 <p>Tail pipe trim in bumper horn, Stainless Steel</p>	1620703800 <i>For reference:</i> 92.901S	PORSCHE 356 Cabriolet/Speedster PORSCHE 356 Coupe	1.6 1.6	01/50-12/65 09/47-03/68	Fitting Position: Rear Equipment Variant: For bumper horn Material: Stainless Steel Surface: Blank Required quantity: 2

Description	Item no.	Application	Engine	Year	Criteria / Information
 <p>Tail pipe, 45.5x170x60 mm, Stainless Steel, polished</p>	1620704800 <i>For reference:</i> 92.900S 90111124501	PORSCHE 356 Cabriolet/Speedster PORSCHE 356 Coupe	1.5, 1.6 1.5, 1.6	01/50-12/65 09/47-03/68	Fitting Position: Rear Exhaust System: Round tailpipe type Inner Diameter 1 [mm]: 45.5 Inner Diameter 2 [mm]: 50.5 Length [mm]: 170 Material: Stainless Steel Surface: Blank for article number: PO-92103 & PO-92131
 <p>Tail pipe kit with clamps (complete kit not available from Porsche), stainless steel</p>	1620705010 <i>For reference:</i> 92.304S 611611100700	PORSCHE 356 Cabriolet/Speedster PORSCHE 356 Coupe	1.6 1.6	01/50-12/65 09/47-03/68	Fitting Position: Rear Exhaust System: for rear silencer Material: Stainless Steel Colour: Mat Quantity Unit: Set Supplementary Article/Supplementary Info 2: with clamp
 <p>Gasket for mounting heat exchanger/exhaust to cylinder head</p>	1621101100 <i>For reference:</i> 92.307 61611129100	PORSCHE 356 Cabriolet/Speedster PORSCHE 356 Coupe PORSCHE 912 PORSCHE 912 Targa	1.6 1.6 1.6 1.6	01/50-12/65 09/47-03/68 01/65-12/69 03/65-02/70	Exhaust System: for middle silencer Exhaust System: for rear silencer Thickness [mm]: 1.2
 <p>Clamp for mounting exhaust to heat exchanger</p>	1621400400 <i>For reference:</i> 92.305 36954109	PORSCHE 356 Cabriolet/Speedster PORSCHE 356 Coupe PORSCHE 912 PORSCHE 912 Targa	1.6 1.6 1.6 1.6	01/50-12/65 09/47-03/68 01/65-12/69 03/65-02/70	Exhaust System: from middle silencer to rear silencer Supplementary Article/Supplementary Info 2: without bolts Supplementary Article/Supplementary Info 2: without nut
 <p>Heat exchanger, left</p>	1623102970 <i>For reference:</i> 92.221 64421100300	PORSCHE 356 Cabriolet/Speedster PORSCHE 356 Coupe	1.5, 1.6 1.5, 1.6	01/50-12/65 09/47-03/68	Fitting Position: Left Surface: Painted
 <p>Heat exchanger, right</p>	1623102980 <i>For reference:</i> 92.222 64421100400	PORSCHE 356 Cabriolet/Speedster PORSCHE 356 Coupe	1.5, 1.6 1.5, 1.6	01/50-12/65 09/47-03/68	Fitting Position: Right Surface: Painted
 <p>Heat control box, left</p>	1623200470 <i>For reference:</i> 92.001 64421102100	PORSCHE 356 Cabriolet/Speedster PORSCHE 356 Coupe	1.5, 1.6 1.5, 1.6	01/50-12/65 09/47-03/68	Fitting Position: Left Material: Steel Surface: Painted
 <p>Heat control box, right</p>	1623200480 <i>For reference:</i> 92.002 64421102200	PORSCHE 356 Cabriolet/Speedster PORSCHE 356 Coupe	1.5, 1.6 1.5, 1.6	01/50-12/65 09/47-03/68	Fitting Position: Right Material: Steel Surface: Painted

Description	Item no.	Application	Engine	Year	Criteria / Information
 Heat control box, left	1623200570 <i>For reference:</i> 92.003 64421102505	PORSCHE 356 Cabriolet/Speedster PORSCHE 356 Coupe	1.6 1.6	01/50-12/65 09/47-03/68	Fitting Position: Left Material: Steel Surface: Painted
 Heat control box, right	1623200580 <i>For reference:</i> 92.004 64421102605	PORSCHE 356 Cabriolet/Speedster PORSCHE 356 Coupe	1.6 1.6	01/50-12/65 09/47-03/68	Fitting Position: Right Material: Steel Surface: Painted
 J-tube, left, primed	1623300170 <i>For reference:</i> 92.221J	PORSCHE 356 Cabriolet/Speedster PORSCHE 356 Coupe	1.5, 1.6 1.5, 1.6	01/50-12/65 09/47-03/68	Fitting Position: Left Material: Steel Surface: Painted
 J-tube, right, primed	1623300180 <i>For reference:</i> 92.222J	PORSCHE 356 Cabriolet/Speedster PORSCHE 356 Coupe	1.5, 1.6 1.5, 1.6	01/50-12/65 09/47-03/68	Fitting Position: Right Material: Steel Surface: Painted
 Oil seal for main drive shaft	8132100100 <i>For reference:</i> 311201001 111307113 1133111131 1133111132 113311113A 113311113B	PORSCHE 356 Cabriolet/Speedster PORSCHE 356 Coupe PORSCHE 911 PORSCHE 911 Targa PORSCHE 914	1.1, 1.3, 1.5, 1.6 1.1, 1.3, 1.5, 1.6 2.0 2.0 1.7, 1.8, 2.0	01/50-12/65 09/47-03/68 01/63-11/90 11/64-11/90 01/69-02/76	Inner Diameter [mm]: 22.2 Outer Diameter [mm]: 40

Description	Item no.	Application	Engine	Year	Criteria / Information
 <p>Gear knob, polished black like original. Internal threaded</p>	1632200500 <i>For reference:</i> 69542419100	PORSCHE 356 Cabriolet/Speedster PORSCHE 356 Coupe PORSCHE 911 PORSCHE 911 Targa PORSCHE 912	1.6 1.6 2.0 2.0 1.6	01/50-12/65 09/47-03/68 01/63-11/90 11/64-11/90 01/65-12/69	Colour: Black Surface: Blank Thread Type: Inner Thread
 <p>Boot for gear shift lever</p>	1632300300 <i>For reference:</i> 91442490100	PORSCHE 356 Cabriolet/Speedster PORSCHE 356 Coupe PORSCHE 911 PORSCHE 911 Targa PORSCHE 912 PORSCHE 912 Targa PORSCHE 914	1.6 1.6 2.0, 2.2, 2.3 2.0, 2.2, 2.3 1.6 1.6 1.7, 1.8, 2.0	01/50-12/65 09/47-03/68 01/63-11/90 11/64-11/90 01/65-12/69 03/65-02/70 01/69-02/76	Colour: Black
 <p>Rubber mount, gearbox, rear, left</p>	1632400170 <i>For reference:</i> 51920095	PORSCHE 356 Cabriolet/Speedster PORSCHE 356 Coupe	1.1, 1.3, 1.5, 1.6 1.1, 1.3, 1.5, 1.6	01/50-12/65 09/47-03/68	Fitting Position: Left Rear
 <p>Rubber mount, gearbox, rear, right</p>	1632400180 <i>For reference:</i> 51920096	PORSCHE 356 Cabriolet/Speedster PORSCHE 356 Coupe	1.1, 1.3, 1.5, 1.6 1.1, 1.3, 1.5, 1.6	01/50-12/65 09/47-03/68	Fitting Position: Right Rear
 <p>Hydraulic Filter, steering system</p>	9945150100 <i>For reference:</i> JPRP10	PORSCHE 356 Cabriolet/Speedster PORSCHE 356 Coupe PORSCHE 911 PORSCHE 911 PORSCHE 911 PORSCHE 911 PORSCHE 911 Cabriolet PORSCHE 911 Cabriolet PORSCHE 911 Cabriolet PORSCHE 911 Cabriolet PORSCHE 911 Targa PORSCHE 911 Targa PORSCHE 912	1.1, 1.3, 1.5, 1.6 1.1, 1.3, 1.5, 1.6 2.0, 2.2, 2.3, 2.7, 3.0, 3.2, 3.3 3.4 3.6 3.8 3.0, 3.2 3.4 3.6 3.8 2.0, 2.2, 2.3, 2.7, 3.0, 3.3 3.6, 3.8 1.6	01/50-12/65 09/47-03/68 01/63-11/90 09/97-08/05 12/88-09/93 10/93-09/97 08/82-08/89 02/98-08/05 05/89-05/94 07/94-09/97 11/64-11/90 08/95-09/97 01/65-12/69	Diameter [mm]: 10

Description	Item no.	Application	Engine	Year	Criteria / Information
	9945150100	PORSCHE 912 Targa PORSCHE 914 PORSCHE 924 PORSCHE 928 PORSCHE 944 PORSCHE 944 Cabriolet PORSCHE 959 PORSCHE 968 PORSCHE 968 Cabriolet PORSCHE BOXSTER PORSCHE BOXSTER PORSCHE CARRERA GT PORSCHE CAYENNE PORSCHE CAYMAN PORSCHE PANAMERA	1.6 1.7, 1.8, 2.0 2.0, 2.5 4.5, 4.7, 5.0, 5.4 2.5, 2.7, 3.0 2.5, 3.0 2.8 3.0 3.0 2.5, 2.7, 3.2 2.9, 3.4 5.7 3.0D, 3.2, 3.6, 4.5, 4.8 2.7, 2.9, 3.4 4.8	03/65-02/70 01/69-02/76 11/75-08/89 09/77-11/95 06/81-07/91 12/88-07/91 01/86-04/91 06/91-11/95 06/91-11/95 09/96-12/04 11/04-12/11 07/03-12/06 09/02-09/10 11/05-12/13 09/09-10/16	
 Hydraulic Filter, steering system	9945150200 <i>For reference:</i> JPRP12	PORSCHE 356 Cabriolet/Speedster PORSCHE 356 Coupe PORSCHE 911 PORSCHE 911 PORSCHE 911 PORSCHE 911 PORSCHE 911 Cabriolet PORSCHE 911 Cabriolet PORSCHE 911 Cabriolet PORSCHE 911 Cabriolet PORSCHE 911 Targa PORSCHE 911 Targa PORSCHE 912 PORSCHE 912 Targa PORSCHE 914 PORSCHE 924 PORSCHE 928 PORSCHE 944 PORSCHE 944 Cabriolet PORSCHE 959 PORSCHE 968 PORSCHE 968 Cabriolet PORSCHE BOXSTER PORSCHE BOXSTER PORSCHE CARRERA GT PORSCHE CAYENNE PORSCHE CAYMAN PORSCHE PANAMERA	1.1, 1.3, 1.5, 1.6 1.1, 1.3, 1.5, 1.6 2.0, 2.2, 2.3, 2.7, 3.0, 3.2, 3.3 3.4 3.6 3.8 3.0, 3.2 3.4 3.6 3.8 2.0, 2.2, 2.3, 2.7, 3.0, 3.3 3.6, 3.8 1.6 1.6 1.7, 1.8, 2.0 2.0, 2.5 4.5, 4.7, 5.0, 5.4 2.5, 2.7, 3.0 2.5, 3.0 2.8 3.0 3.0 2.5, 2.7, 3.2 2.9, 3.4 5.7 3.0D, 3.2, 3.6, 4.5, 4.8 2.7, 2.9, 3.4 4.8	01/50-12/65 09/47-03/68 01/63-11/90 09/97-08/05 12/88-09/93 10/93-09/97 08/82-08/89 02/98-08/05 05/89-05/94 07/94-09/97 11/64-11/90 08/95-09/97 01/65-12/69 03/65-02/70 01/69-02/76 11/75-08/89 09/77-11/95 06/81-07/91 12/88-07/91 01/86-04/91 06/91-11/95 06/91-11/95 09/96-12/04 11/04-12/11 07/03-12/06 09/02-09/10 11/05-12/13 09/09-10/16	Diameter [mm]: 12
 Steering wheel horn button rubber cap	1645600100 <i>For reference:</i> 90134782301	PORSCHE 356 Cabriolet/Speedster PORSCHE 356 Coupe PORSCHE 911 PORSCHE 911 Targa PORSCHE 912 PORSCHE 912 Targa PORSCHE 914	1.6 1.6 2.0 2.0 1.6 1.6 1.7, 1.8, 2.0	01/50-12/65 09/47-03/68 01/63-11/90 11/64-11/90 01/65-12/69 03/65-02/70 01/69-02/76	Equipment Variant: For horn button Material: Elastomer
 Wheel bearing, rear, outer	8151200400 <i>For reference:</i> 501225003 311501283 90005200600	PORSCHE 356 Cabriolet/Speedster PORSCHE 356 Coupe	1.1, 1.3, 1.5, 1.6 1.1, 1.3, 1.5, 1.6	01/50-12/65 09/47-03/68	Fitting Position: Rear Axle left and right Fitting Position: Outer
 Torsion bar cover without hole, black	8152250206 <i>For reference:</i> 511201001 113511225 113511227A 64433315102 64433715102	PORSCHE 356 Cabriolet/Speedster PORSCHE 356 Coupe	1.6 1.6	01/50-12/65 09/47-03/68	Supplementary Article/Supplementary Info: without centre hole Colour: Black

Description	Item no.	Application	Engine	Year	Criteria / Information
 Cover for torsion bar with hole, black, round bushing	8152250900 <i>For reference:</i> 511201002OE 113511227B 64433315101 64433715101	PORSCHE 356 Cabriolet/Speedster PORSCHE 356 Coupe	1.6 1.6	01/50-12/65 09/47-03/68	Supplementary Article/Supplementary Info: with centre hole Colour: Black
 Axle boot, rear	8153600206 <i>For reference:</i> 501200002 111501153A 111501153B	PORSCHE 356 Cabriolet/Speedster PORSCHE 356 Coupe	1.1, 1.3, 1.5, 1.6 1.1, 1.3, 1.5, 1.6	01/50-12/65 09/47-03/68	Fitting Position: Rear Axle Material: Elastomer
 Axle boot kit, rear	8153600310 <i>For reference:</i> 598200001 111598021A 111598021AX	PORSCHE 356 Cabriolet/Speedster PORSCHE 356 Coupe	1.1, 1.3, 1.5, 1.6 1.1, 1.3, 1.5, 1.6	01/50-12/65 09/47-03/68	Fitting Position: Rear Axle Fitting Position: Transmission End
 Chrome steel wheel, 5.5x15", 5 holes, ET15	8160000600 <i>For reference:</i> VW42C	PORSCHE 356 Cabriolet/Speedster PORSCHE 356 Coupe	1.5, 1.6 1.5, 1.6	01/50-12/65 09/47-03/68	Rim Size [in]: 15 Rim Width [in]: 5.5 Rim Offset [mm]: 15 Rim Hole Number: 5 Rims: Steel Rim Surface: Chromed
 Painted steel wheel, 5.5x15", 5 holes, ET15	8160000700 <i>For reference:</i> VW42P	PORSCHE 356 Cabriolet/Speedster PORSCHE 356 Coupe	1.5, 1.6 1.5, 1.6	01/50-12/65 09/47-03/68	Rim Size [in]: 15 Rim Width [in]: 5.5 Rim Offset [mm]: 15 Rim Hole Number: 5 Rims: Steel Rim Surface: Painted
 Hub cap without logo, chrome	8160201406 <i>For reference:</i> AC601701AU 64436103111	PORSCHE 356 Cabriolet/Speedster PORSCHE 356 Coupe	1.1, 1.3, 1.5, 1.6 1.1, 1.3, 1.5, 1.6	01/50-12/65 09/47-03/68	Equipment Variant: Early style





Description	Item no.	Application	Engine	Year	Criteria / Information
 Wheel nut	1160400600 <i>For reference:</i> N0201121 90018200101 N..0201121 N0201121	PORSCHE 356 Cabriolet/Speedster PORSCHE 356 Coupe PORSCHE 911 PORSCHE 911 Targa PORSCHE 914 PORSCHE 924	1.1, 1.3, 1.5, 1.6 1.1, 1.3, 1.5, 1.6 2.0, 2.2, 2.3, 2.7 (911.81 911.86 911.92 911.97) 2.0, 2.2 (911.01), 2.3 (911.53), 2.7 (911.42 911.97) 1.7, 1.8, 2.0 (901.36) 2.0 (04.78)	01/50-12/65 09/47-03/68 01/63-11/90 11/64-11/90 01/69-02/76 11/75-08/89	Thread Size: M14x1.5
 Springs with rivets for hub cap	8161000116 <i>For reference:</i> 698200003 111601131 111698131	PORSCHE 356 Cabriolet/Speedster PORSCHE 356 Coupe	1.1, 1.3, 1.5, 1.6, 2.0 1.1, 1.3, 1.5, 1.6, 2.0	01/50-12/65 09/47-03/68	Equipment Variant: Springs with rivets Similar to picture:
 Master brake cylinder, 19.05 mm, with brake fluid tank	1661100100 <i>For reference:</i> 35642020	PORSCHE 356 Cabriolet/Speedster PORSCHE 356 Coupe	1.1, 1.3, 1.5, 1.6 1.1, 1.3, 1.5, 1.6	01/50-12/65 09/47-03/68	Diameter [mm]: 19.05 Number of ports: 3 Supplementary Article/Supplementary Info 2: with brake fluid container
 Brake fluid tank, aluminium OE look, without cap	1661200100 <i>For reference:</i> 35642091	PORSCHE 356 Cabriolet/Speedster PORSCHE 356 Coupe	1.1, 1.3, 1.5, 1.6 1.1, 1.3, 1.5, 1.6	01/50-12/65 09/47-03/68	Equipment Variant: Alu-Look Supplementary Article/Supplementary Info 2: without cover
 Union with strainer for brake fluid tank	1661200200 <i>For reference:</i> 35642412	PORSCHE 356 Cabriolet/Speedster PORSCHE 356 Coupe	1.1, 1.3, 1.5, 1.6 1.1, 1.3, 1.5, 1.6	01/50-12/65 09/47-03/68	Equipment Variant: With union
 Brake hose, 370 mm, front, for drum brakes	8161600400 <i>For reference:</i> 611201012 113611701D 64442311	PORSCHE 356 Cabriolet/Speedster PORSCHE 356 Coupe	1.5, 1.6 1.5, 1.6	01/50-12/65 09/47-03/68	Fitting Position: Front Length [mm]: 370 Brake Type: Drum Brake
 Brake hose, rear	1661700200 <i>For reference:</i> 69535263100 69535263101	PORSCHE 356 Cabriolet/Speedster PORSCHE 356 Coupe PORSCHE 911 PORSCHE 911 Targa PORSCHE 912 PORSCHE 912 Targa	1.6 1.6 2.0 2.0 1.6 1.6	01/50-12/65 09/47-03/68 01/63-11/90 11/64-11/90 01/65-12/69 03/65-02/70	Fitting Position: Rear Axle Length [mm]: 240
 Clutch cable sleeve	1670250203 <i>For reference:</i> 69542342101	PORSCHE 356 Cabriolet/Speedster PORSCHE 356 Coupe	1.6 1.6	01/50-12/65 09/47-03/68	Equipment Variant: for clutch cable








Description	Item no.	Application	Engine	Year	Criteria / Information
 <p>Heater cable, manual adjustment (for old version heating)</p>	1670500603 <i>For reference:</i> 69542407100	PORSCHE 356 Cabriolet/Speedster PORSCHE 356 Coupe	1.6 1.6	01/50-12/65 09/47-03/68	Operating Mode: Manual
 <p>Speedo cable</p>	1670600103 <i>For reference:</i> 64474111100	PORSCHE 356 Cabriolet/Speedster PORSCHE 356 Coupe	1.1, 1.3, 1.5, 1.6 1.1, 1.3, 1.5, 1.6	01/50-12/65 09/47-03/68	Equipment Variant: Speedo cable
 <p>Tachometer cable without cover hose</p>	1672000103 <i>For reference:</i> 64474131101	PORSCHE 356 Cabriolet/Speedster PORSCHE 356 Coupe	1.1, 1.3, 1.5, 1.6 1.1, 1.3, 1.5, 1.6	01/50-12/65 09/47-03/68	Equipment Variant: Rev counter Supplementary Article/Supplementary Info 2: without cover
 <p>Bonnet</p>	1680100900 <i>For reference:</i> 571110 64451101006 64451101006GRV	PORSCHE 356 Cabriolet/Speedster PORSCHE 356 Coupe	1.6 1.6	01/50-12/65 09/47-03/68	
 <p>Alu bonnet on steel frame, weight only 5.7 kg, for racing cars</p>	1680101000 <i>For reference:</i> 571110ALU 64451101006 64451101006GRV	PORSCHE 356 Cabriolet/Speedster PORSCHE 356 Coupe	1.6 1.6	01/50-12/65 09/47-03/68	Supplementary Article/Supplementary Info 2: Only for racing purposes Material: Aluminium Equipment Variant: Fragile material Weight [kg]: 5.70
 <p>Engine hood, rear, without louvres</p>	1680200600 <i>For reference:</i> 571165-1 64451200106	PORSCHE 356 Coupe	1.6	09/47-03/68	Equipment Variant: Engine lid Heating / Cooling: without vent hole
 <p>Pedal floor board</p>	1680501500 <i>For reference:</i> 571024 64450104105	PORSCHE 356 Cabriolet/Speedster PORSCHE 356 Coupe	1.5, 1.6 1.5, 1.6	01/50-12/65 09/47-03/68	Panel Type: Floor Panel Equipment Variant: Pedal floor board

Description	Item no.	Application	Engine	Year	Criteria / Information
 Front compartment interior panel	1680501700 <i>For reference:</i> 571223 64450210106	PORSCHE 356 Cabriolet/Speedster PORSCHE 356 Coupe	1.6 1.6	01/50-12/65 09/47-03/68	Panel Type: Frame Panel Fitting Position: Front Equipment Variant: Front compartment
 Cover for battery wall section	1680501800 <i>For reference:</i> 571021-0 64450452110	PORSCHE 356 Cabriolet/Speedster PORSCHE 356 Coupe	1.5, 1.6 1.5, 1.6	01/50-12/65 09/47-03/68	Equipment Variant: Cover, battery wall Panel Type: Frame Panel Section: Front Section
 Front compartment interior panel	1680502000 <i>For reference:</i> 571023	PORSCHE 356 Cabriolet/Speedster PORSCHE 356 Coupe	1.5, 1.6 1.5, 1.6	01/50-12/65 09/47-03/68	Panel Type: Frame Panel Fitting Position: Front Equipment Variant: Front compartment
 Lower rear panel with louvres and holes for exhaust pipes. Exactly according to the original Porsche design	1680600100 <i>For reference:</i> 571093 DAN54104	PORSCHE 356 Cabriolet/Speedster PORSCHE 356 Coupe	1.6 1.6	01/50-12/65 09/47-03/68	Section: Lower Section Panel Type: Skirting Repair Panel: Repair Panel
 Heat shield, engine compartment, rear	1680602700 <i>For reference:</i> 571161 DAN50108000 DAN64450108000	PORSCHE 356 Cabriolet/Speedster PORSCHE 356 Coupe	1.6 1.6	01/50-12/65 09/47-03/68	Panel Type: Attachment Panel Fitting Position: Engine Bay Fitting Position: Rear
 Door cell repair panel, left	1680750170 <i>For reference:</i> 571020-1 DAN50122100 DAN64450122100	PORSCHE 356 Cabriolet/Speedster PORSCHE 356 Coupe	1.5, 1.6 1.5, 1.6	01/50-12/65 09/47-03/68	Fitting Position: Left Front Repair Panel: Repair Panel Equipment Variant: Door cell panel
 Door cell repair panel, right	1680750180 <i>For reference:</i> 571020-2 DAN50122200 DAN64450122200	PORSCHE 356 Cabriolet/Speedster PORSCHE 356 Coupe	1.5, 1.6 1.5, 1.6	01/50-12/65 09/47-03/68	Fitting Position: Right Front Repair Panel: Repair Panel Equipment Variant: Door cell panel

Description	Item no.	Application	Engine	Year	Criteria / Information
 Door skin, complete, left	1680900170 <i>For reference:</i> 571041-1 64453100305 PCG53100305	PORSCHE 356 Coupe	1.5, 1.6	09/47-03/68	Fitting Position: Front Fitting Position: Left
 Door skin, complete, right	1680900180 <i>For reference:</i> 571042-1 64453100405 PCG53100405	PORSCHE 356 Coupe	1.5, 1.6	09/47-03/68	Fitting Position: Front Fitting Position: Right
 Bottom plate for door, left	1680900470 <i>For reference:</i> 571013 DAN53100305 DAN64453100305	PORSCHE 356 Cabriolet/Speedster PORSCHE 356 Coupe	1.1, 1.3, 1.5, 1.6 1.1, 1.3, 1.5, 1.6	01/50-12/65 09/47-03/68	Fitting Position: Left Section: Lower Section
 Bottom plate for door, right	1680900480 <i>For reference:</i> 571014 DAN53100405 DAN64453100405	PORSCHE 356 Cabriolet/Speedster PORSCHE 356 Coupe	1.1, 1.3, 1.5, 1.6 1.1, 1.3, 1.5, 1.6	01/50-12/65 09/47-03/68	Fitting Position: Right Section: Lower Section
 Door frame, inner, complete with hinges, left	1680900670 <i>For reference:</i> 571043 DAN53100500 DAN64453100500	PORSCHE 356 Cabriolet/Speedster PORSCHE 356 Coupe	1.5, 1.6 1.5, 1.6	01/50-12/65 09/47-03/68	Fitting Position: Left Front Fitting Position: inner
 Door frame, inner, complete with hinges, right	1680900680 <i>For reference:</i> 571044 DAN53100600 DAN64453100600	PORSCHE 356 Cabriolet/Speedster PORSCHE 356 Coupe	1.5, 1.6 1.5, 1.6	01/50-12/65 09/47-03/68	Fitting Position: Right Front Fitting Position: inner
 Door, complete, left	1680900770 <i>For reference:</i> 571041 DAN53100300 DAN64453100300	PORSCHE 356 Coupe	1.5, 1.6	09/47-03/68	Fitting Position: Left Front
 Door, complete, right	1680900780 <i>For reference:</i> 571042 DAN53100400 DAN64453100400	PORSCHE 356 Coupe	1.5, 1.6	09/47-03/68	Fitting Position: Right Front
 Door panel, left	1681000170 <i>For reference:</i> 571075 64450304100	PORSCHE 356 Cabriolet/Speedster PORSCHE 356 Coupe	1.5, 1.6 1.5, 1.6	01/50-12/65 09/47-03/68	Fitting Position: Left
 Door panel, right	1681000180 <i>For reference:</i> 571076 64450304200	PORSCHE 356 Cabriolet/Speedster PORSCHE 356 Coupe	1.5, 1.6 1.5, 1.6	01/50-12/65 09/47-03/68	Fitting Position: Right









Description	Item no.	Application	Engine	Year	Criteria / Information
 Cross member, front	1681000700 <i>For reference:</i> 571030 64450144106	PORSCHE 356 Coupe	1.5, 1.6, 2.0	09/47-03/68	Fitting Position: Centre Fitting Position: Front
 Sound absorber kit for body work insulation. Cut for doors but universal usable. Dimension 50 x 26 cm.	8181300510 <i>For reference:</i> 113898730	PORSCHE 356 Cabriolet/Speedster PORSCHE 356 Coupe PORSCHE 911 PORSCHE 911 PORSCHE 911 Cabriolet PORSCHE 911 Cabriolet PORSCHE 911 Cabriolet PORSCHE 911 Speedster PORSCHE 911 Targa PORSCHE 911 Targa PORSCHE 911 Targa PORSCHE 912 PORSCHE 912 Targa PORSCHE 914	1.1, 1.3, 1.5, 1.6 1.1, 1.3, 1.5, 1.6 2.0, 2.2, 2.3, 2.7, 3.0, 3.2, 3.3 3.6 3.8 3.0, 3.2, 3.3 3.6 3.8 3.6 2.0, 2.2, 2.3, 2.7, 3.0, 3.3 3.6 3.8 1.6 1.6 1.7, 1.8, 2.0	01/50-12/65 09/47-03/68 01/63-11/90 12/88-09/93 10/93-09/97 08/82-08/89 05/89-05/94 07/94-09/97 08/92-06/94 11/64-11/90 12/88-09/93 08/95-09/97 01/65-12/69 03/65-02/70 01/69-02/76	Equipment Variant: For doors and others Quantity: 2
 Jack receiver bracket	1681700100 <i>For reference:</i> 571080 64450115000	PORSCHE 356 Cabriolet/Speedster PORSCHE 356 Coupe	1.6 1.6	01/50-12/65 09/47-03/68	
 Jack receiver bracket	1681700700 <i>For reference:</i> 571080-1 64450104500	PORSCHE 356 Cabriolet/Speedster PORSCHE 356 Coupe	1.1, 1.3, 1.5, 1.6 1.1, 1.3, 1.5, 1.6	01/50-12/65 09/47-03/68	
 Metal bracket for jack	1681750100 <i>For reference:</i> 64450109300	PORSCHE 356 Cabriolet/Speedster PORSCHE 356 Coupe	1.5, 1.6 1.5, 1.6	01/50-12/65 09/47-03/68	Panel Type: Support Equipment Variant: Bracket for jack Material: Metal


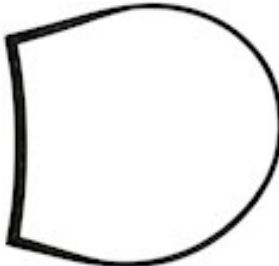





Description	Item no.	Application	Engine	Year	Criteria / Information
 <p>Door jamb for 3 hole striker plate, left</p>	1681900570 <i>For reference:</i> 571147 64450204101 64450204110	PORSCHE 356 Coupe	1.5, 1.6	09/47-03/68	Equipment Variant: lock pillar Fitting Position: Left Number of Holes: 3
 <p>Door jamb for 3 hole striker plate, right</p>	1681900580 <i>For reference:</i> 571148 64450204201 64450204210	PORSCHE 356 Coupe	1.5, 1.6	09/47-03/68	Equipment Variant: lock pillar Fitting Position: Right Number of Holes: 3
 <p>Door jamb for 3 hole striker plate, left</p>	1681900670 <i>For reference:</i> 571247 64450204126 64450204130	PORSCHE 356 Coupe	1.6	09/47-03/68	Equipment Variant: lock pillar Fitting Position: Left Number of Holes: 3
 <p>Door jamb for 3 hole striker plate, right</p>	1681900680 <i>For reference:</i> 571248 64450204226 64450204230	PORSCHE 356 Coupe	1.6	09/47-03/68	Equipment Variant: lock pillar Fitting Position: Right Number of Holes: 3

Description	Item no.	Application	Engine	Year	Criteria / Information
 Headlamp bucket, left/right	1682000100 <i>For reference:</i> 571011 64463115100 64463115100GRV	PORSCHE 356 Cabriolet/Speedster PORSCHE 356 Coupe	1.1, 1.3, 1.5, 1.6 1.1, 1.3, 1.5, 1.6	01/50-12/65 09/47-03/68	Fitting Position: Left and right Colour: Black
 Horn grille, left/right	1682000306 <i>For reference:</i> 64455904500 64455904500	PORSCHE 356 Cabriolet/Speedster PORSCHE 356 Coupe	1.5, 1.6 1.5, 1.6	01/50-12/65 09/47-03/68	Fitting Position: Left Fitting Position: Right Surface: Chromed
 Horn grille, left	1682000476 <i>For reference:</i> 64455904505 64455904505	PORSCHE 356 Cabriolet/Speedster PORSCHE 356 Coupe	1.6 1.6	01/50-12/65 09/47-03/68	Fitting Position: Left Surface: Chromed
 Horn grille, right	1682000486 <i>For reference:</i> 64455904605 64455904605	PORSCHE 356 Cabriolet/Speedster PORSCHE 356 Coupe	1.6 1.6	01/50-12/65 09/47-03/68	Fitting Position: Right Surface: Chromed
 Reinforcement for side member, right front, left rear	1682200100 <i>For reference:</i> 571079-1 64450126106	PORSCHE 356 Cabriolet/Speedster PORSCHE 356 Coupe	1.5, 1.6 1.5, 1.6	01/50-12/65 09/47-03/68	Panel Type: Reinforcing Panel Panel Type: Rear Panel Fitting Position: Right Front Fitting Position: Left Rear
 Reinforcement for side member, left front, right rear	1682200200 <i>For reference:</i> 571079-2 64450126206	PORSCHE 356 Cabriolet/Speedster PORSCHE 356 Coupe	1.5, 1.6 1.5, 1.6	01/50-12/65 09/47-03/68	Panel Type: Reinforcing Panel Panel Type: Rear Panel Fitting Position: Left Front Fitting Position: Right Rear
 Wing closing panel, front, left	1682300670 <i>For reference:</i> 571015 64450201700	PORSCHE 356 Cabriolet/Speedster PORSCHE 356 Coupe	1.5, 1.6 1.5, 1.6	01/50-12/65 09/47-03/68	Fitting Position: Left Front Panel Type: Closing Panel Panel Type: Attachment Panel




Description	Item no.	Application	Engine	Year	Criteria / Information
 Wing closing panel, front, right	1682300680 <i>For reference:</i> 571016 64450201800	PORSCHE 356 Cabriolet/Speedster PORSCHE 356 Coupe	1.5, 1.6 1.5, 1.6	01/50-12/65 09/47-03/68	Fitting Position: Right Front Panel Type: Closing Panel Panel Type: Attachment Panel
 Inner rocker panel, left, without jack support	1682500170 <i>For reference:</i> 571077 64450101700	PORSCHE 356 Coupe	1.5, 1.6	09/47-03/68	Fitting Position: Left Equipment Variant: Without jack support
 Inner rocker panel, right, without jack support	1682500180 <i>For reference:</i> 571078 64450101800	PORSCHE 356 Coupe	1.5, 1.6	09/47-03/68	Fitting Position: Right Equipment Variant: Without jack support
 Battery box side with bumper bracket, left	1682700970 <i>For reference:</i> 571169-1 64450103305	PORSCHE 356 Cabriolet/Speedster PORSCHE 356 Coupe	1.6 1.6	01/50-12/65 09/47-03/68	Fitting Position: Left Repair Panel: Repair Panel Fitting Position: Sidewall Supplementary Article/Supplementary Info 2: with bumper support
 Battery box side with bumper bracket, right	1682700980 <i>For reference:</i> 571169-2 64450103405	PORSCHE 356 Cabriolet/Speedster PORSCHE 356 Coupe	1.6 1.6	01/50-12/65 09/47-03/68	Fitting Position: Right Repair Panel: Repair Panel Fitting Position: Sidewall Supplementary Article/Supplementary Info 2: with bumper support
 Floor pan, front, without mounts	1683100300 <i>For reference:</i> 571071-0 64450105200	PORSCHE 356 Cabriolet/Speedster PORSCHE 356 Coupe	1.5, 1.6 1.5, 1.6	01/50-12/65 09/47-03/68	Fitting Position: Front Supplementary Article/Supplementary Info: without holder
 Floor pan, rear, without mounts	1683100400 <i>For reference:</i> 571071-1 64450105000	PORSCHE 356 Cabriolet/Speedster PORSCHE 356 Coupe	1.5, 1.6 1.5, 1.6	01/50-12/65 09/47-03/68	Fitting Position: Rear Supplementary Article/Supplementary Info: without holder
 Floor pan, rear, without mounts	1683100500 <i>For reference:</i> 571071-2 64450105300	PORSCHE 356 Cabriolet/Speedster PORSCHE 356 Coupe	1.6 1.6	01/50-12/65 09/47-03/68	Fitting Position: Rear Supplementary Article/Supplementary Info: without holder






Description	Item no.	Application	Engine	Year	Criteria / Information
 Bumper horn, front, left	1684100176 <i>For reference:</i> 64450530115 64450530115	PORSCHE 356 Cabriolet/Speedster PORSCHE 356 Coupe	1.6 1.6	01/50-12/65 09/47-03/68	Fitting Position: Left Front
 Bumper horn, front, right	1684100186 <i>For reference:</i> 64450530215 64450530215	PORSCHE 356 Cabriolet/Speedster PORSCHE 356 Coupe	1.6 1.6	01/50-12/65 09/47-03/68	Fitting Position: Right Front
 Bumper horn, rear, left	1684200176 <i>For reference:</i> 64450530315 64450530315	PORSCHE 356 Cabriolet/Speedster PORSCHE 356 Coupe	1.6, 2.0 1.6, 2.0	01/50-12/65 09/47-03/68	Fitting Position: Left Rear
 Bumper horn, rear, right	1684200186 <i>For reference:</i> 64450530415 64450530415	PORSCHE 356 Cabriolet/Speedster PORSCHE 356 Coupe	1.6, 2.0 1.6, 2.0	01/50-12/65 09/47-03/68	Fitting Position: Right Rear
 Moulding for bumper, front	1684300106 <i>For reference:</i> 64450504100 64450504100	PORSCHE 356 Cabriolet/Speedster PORSCHE 356 Coupe	1.5, 1.6 1.5, 1.6	01/50-12/65 09/47-03/68	Fitting Position: Centre


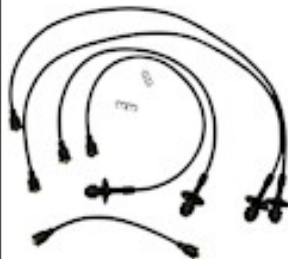

Description	Item no.	Application	Engine	Year	Criteria / Information
 Moulding for bumper, front	1684300206 <i>For reference:</i> 64450504107 64450504107 PCG50504107	PORSCHE 356 Cabriolet/Speedster PORSCHE 356 Coupe	1.6 1.6	01/50-12/65 09/47-03/68	Fitting Position: Centre
 Moulding for bumper, rear	1684400106 <i>For reference:</i> 64450504300 64450504300	PORSCHE 356 Cabriolet/Speedster PORSCHE 356 Coupe	1.5, 1.6 1.5, 1.6	01/50-12/65 09/47-03/68	Fitting Position: Rear
 Moulding for bumper, rear	1684400206 <i>For reference:</i> 64450504307 64450504307	PORSCHE 356 Cabriolet/Speedster PORSCHE 356 Coupe	1.6 1.6	01/50-12/65 09/47-03/68	Fitting Position: Rear
 Grille for fog light, metal, left, chrome	1684550176 <i>For reference:</i> 64455904705 64455904705	PORSCHE 356 Cabriolet/Speedster PORSCHE 356 Coupe	1.6 1.6	01/50-12/65 09/47-03/68	Fitting Position: Left Front Surface: Chromed Light Function: for fog light
 Grille for fog light, metal, right, chrome	1684550186 <i>For reference:</i> 64455904805 64455904805	PORSCHE 356 Cabriolet/Speedster PORSCHE 356 Coupe	1.6 1.6	01/50-12/65 09/47-03/68	Fitting Position: Right Front Surface: Chromed Light Function: for fog light
 Picture not available Ventilation grille set for engine	1684551010 <i>For reference:</i> 64455904106 64455904106/2	PORSCHE 356 Cabriolet/Speedster PORSCHE 356 Coupe	1.6 1.6	01/50-12/65 09/47-03/68	Fitting Position: Rear Equipment Variant: At engine lid Supplementary Article/Supplementary Info 2: with ventilation slots Quantity Unit: Set
 Seal for sunroof	1685400100 <i>For reference:</i> 90156490505	PORSCHE 356 Coupe PORSCHE 911 PORSCHE 911 PORSCHE 911 PORSCHE 912	1.6 2.0, 2.2, 2.3, 2.7, 3.0, 3.2, 3.3 3.6 3.8 1.6	09/47-03/68 01/63-11/90 12/88-09/93 10/93-09/97 01/65-12/69	
 Vent window seal, left	1686000170 <i>For reference:</i> 64454293103 64454293103	PORSCHE 356 Coupe	1.1, 1.3, 1.5, 1.6	09/47-03/68	Fitting Position: Left Front Section: Front Section

Description	Item no.	Application	Engine	Year	Criteria / Information
 Vent window seal, right	1686000180 <i>For reference:</i> 64454293203 64454293203	PORSCHE 356 Coupe	1.1, 1.3, 1.5, 1.6	09/47-03/68	Fitting Position: Right Front Section: Front Section
 Seal for quarter window, outer left	1686000370 <i>For reference:</i> 64454390300 64454390300	PORSCHE 356 Coupe	1.1, 1.3, 1.5, 1.6	09/47-03/68	Fitting Position: Left Rear Fitting Position: Outer
 Seal for quarter window, outer, right	1686000380 <i>For reference:</i> 64454390400 64454390400	PORSCHE 356 Coupe	1.1, 1.3, 1.5, 1.6	09/47-03/68	Fitting Position: Right Rear Fitting Position: Outer
 Moulding for rocker panel	1686500106 <i>For reference:</i> 64455901100 64455901100	PORSCHE 356 Cabriolet/Speedster PORSCHE 356 Coupe	1.5, 1.6 1.5, 1.6	01/50-12/65 09/47-03/68	Fitting Position: Left Fitting Position: Right
 Moulding for rocker panel	1686500206 <i>For reference:</i> 64455901107 64455901107 PCG55901107	PORSCHE 356 Cabriolet/Speedster PORSCHE 356 Coupe	1.1, 1.3, 1.5, 1.6 1.6	01/50-12/65 09/47-03/68	Fitting Position: Left Fitting Position: Right
 Door handle, left/right, chrome, without lock cylinder & keys	1687100206 <i>For reference:</i> 64456106101 64456106101	PORSCHE 356 Cabriolet/Speedster PORSCHE 356 Coupe	1.6 1.6	01/50-12/65 09/47-03/68	Fitting Position: Left Fitting Position: Right Surface: Chromed
 Escutcheon, wind/door handle, ivory	8187100806 <i>For reference:</i> 837201006 113837235E	PORSCHE 356 Cabriolet/Speedster PORSCHE 356 Coupe	1.1, 1.3, 1.5, 1.6 1.1, 1.3, 1.5, 1.6	01/50-12/65 09/47-03/68	Fitting Position: inner Colour: Ivory White









Description	Item no.	Application	Engine	Year	Criteria / Information
 <p>Escutcheon wind/door handle, black</p>	8187100906 <i>For reference:</i> 837201007 113837235S	PORSCHE 356 Cabriolet/Speedster PORSCHE 356 Coupe	1.1, 1.3, 1.5, 1.6 1.1, 1.3, 1.5, 1.6	01/50-12/65 09/47-03/68	Fitting Position: inner Colour: Black
 <p>Seal for door handle, front, front section</p>	1687150100 <i>For reference:</i> 64453163101 64453163101	PORSCHE 356 Cabriolet/Speedster PORSCHE 356 Coupe	1.6 1.6	01/50-12/65 09/47-03/68	Equipment Variant: Seal for handle Fitting Position: Front Fitting Position: Left and right Section: Front Section
 <p>Door lock knob, OE style</p>	8187550306 <i>For reference:</i> 837200005 111837187B 171837187	PORSCHE 356 Cabriolet/Speedster PORSCHE 356 Coupe	1.1, 1.3, 1.5, 1.6 1.1, 1.3, 1.5, 1.6	01/50-12/65 09/47-03/68	
 <p>Picture not available</p> <p>Bonnet lock, upper, with spring</p>	1687700500 <i>For reference:</i> 64451105300	PORSCHE 356 Cabriolet/Speedster PORSCHE 356 Coupe	1.5, 1.6 1.5, 1.6	01/50-12/65 09/47-03/68	Fitting Position: Upper Supplementary Article/Supplementary Info: with spring
 <p>Bonnet lock, lower</p>	1687700600 <i>For reference:</i> 64451105400	PORSCHE 356 Cabriolet/Speedster PORSCHE 356 Coupe	1.5, 1.6 1.5, 1.6	01/50-12/65 09/47-03/68	Fitting Position: Lower
 <p>Knob for heater control, black, 2" tall</p>	1688000100 <i>For reference:</i> 69542479100	PORSCHE 356 Cabriolet/Speedster PORSCHE 356 Coupe	1.6 1.6	01/50-12/65 09/47-03/68	Control Type: Turn knob control Height [in]: 2 Colour: Black

Description	Item no.	Application	Engine	Year	Criteria / Information
 Window winder handle, left/right	1688300306 <i>For reference:</i> 64454247001	PORSCHE 356 Cabriolet/Speedster PORSCHE 356 Coupe	1.5, 1.6 1.5, 1.6	01/50-12/65 09/47-03/68	
 Door mirror "Ponto"	1689100100 <i>For reference:</i> 64478801 64478801	PORSCHE 356 Cabriolet/Speedster PORSCHE 356 Coupe	1.6 1.6	01/50-12/65 09/47-03/68	Fitting Position: Left and right Version: Ponto
 Door mirror "Aero"	1689100200 <i>For reference:</i> 64473100200 64473100200	PORSCHE 356 Cabriolet/Speedster PORSCHE 356 Coupe	1.5, 1.6 1.5, 1.6	01/50-12/65 09/47-03/68	Fitting Position: Left and right Version: Ponto
 Rearview mirror, chrome	1689200100 <i>For reference:</i> 64473110106 64473110106	PORSCHE 356 Cabriolet/Speedster PORSCHE 356 Coupe	1.6 1.6	01/50-12/65 09/47-03/68	Surface: Chromed
 Headliner kit, white (without sunroof)	1689500910 <i>For reference:</i> 64455550100 64455550100WHI	PORSCHE 356 Coupe	1.5, 1.6	09/47-03/68	Colour: White Vehicle Equipment: for vehicles without sunroof Quantity Unit: Kit
 Headliner kit, black (without sunroof)	1689501010 <i>For reference:</i> 64455550100 64455550100BLA	PORSCHE 356 Coupe	1.5, 1.6	09/47-03/68	Colour: Black Vehicle Equipment: for vehicles without sunroof Quantity Unit: Kit
 Headliner kit, white (with sunroof)	1689501110 <i>For reference:</i> 64455550106 64455550106WHI	PORSCHE 356 Coupe	1.5, 1.6	09/47-03/68	Colour: White Vehicle Equipment: for vehicles with sunroof Quantity Unit: Kit
 Headliner kit, black (with sunroof)	1689501210 <i>For reference:</i> 64455550106 64455550106BLA	PORSCHE 356 Coupe	1.5, 1.6	09/47-03/68	Colour: Black Vehicle Equipment: for vehicles with sunroof Quantity Unit: Kit

Description	Item no.	Application	Engine	Year	Criteria / Information
 Door sill rubber mat, left	1689802870 <i>For reference:</i> 64455111500	PORSCHE 356 Cabriolet/Speedster PORSCHE 356 Coupe	1.5, 1.6 1.5, 1.6	01/50-12/65 09/47-03/68	Equipment Variant: Door sill mat Fitting Position: Left Front Material: Elastomer
 Door sill rubber mat, right	1689802880 <i>For reference:</i> 64455111600	PORSCHE 356 Cabriolet/Speedster PORSCHE 356 Coupe	1.5, 1.6 1.5, 1.6	01/50-12/65 09/47-03/68	Equipment Variant: Door sill mat Fitting Position: Right Front Material: Elastomer
 Distributor	8191100501 <i>For reference:</i> AC999009	PORSCHE 356 Cabriolet/Speedster PORSCHE 356 Coupe PORSCHE 914	1.1, 1.3, 1.5, 1.6 1.1, 1.3, 1.5, 1.6 1.7, 1.8	01/50-12/65 09/47-03/68 01/69-02/76	Supplementary Article/Supplementary Info 2: with ignition distributor cap
 Distributor, 009 Bosch alike, economy version	8191100506 <i>For reference:</i> AC999009ALT	PORSCHE 356 Cabriolet/Speedster PORSCHE 356 Coupe PORSCHE 914	1.1, 1.3, 1.5, 1.6 1.1, 1.3, 1.5, 1.6 1.7, 1.8	01/50-12/65 09/47-03/68 01/69-02/76	Supplementary Article/Supplementary Info 2: with ignition distributor cap
 Distributor, 009 with Bosch ignition points	8191100600 <i>For reference:</i> AC999009BOSCH	PORSCHE 356 Cabriolet/Speedster PORSCHE 356 Coupe PORSCHE 914	1.1, 1.3, 1.5, 1.6 1.1, 1.3, 1.5, 1.6 1.7, 1.8	01/50-12/65 09/47-03/68 01/69-02/76	Supplementary Article/Supplementary Info 2: with ignition distributor cap Equipment Variant: With bosch points

Description	Item no.	Application	Engine	Year	Criteria / Information
 <p>Bosch 009 alike distributor, high performance. New. Centrifugal advance for positive performance</p>	8191100700 <i>For reference:</i> AC999010ALT 126903205	PORSCHE 356 Cabriolet/Speedster PORSCHE 356 Coupe PORSCHE 914	1.1, 1.3, 1.5, 1.6 1.1, 1.3, 1.5, 1.6 1.7, 1.8	01/50-12/65 09/47-03/68 01/69-02/76	Supplementary Article/Supplementary Info 2: with ignition distributor cap Surface: Chromed New Part:
 <p>Ignition cable set</p>	1692000116 <i>For reference:</i> 61610995200 61610995100 61610995200 61610995300 61610995400	PORSCHE 356 Cabriolet/Speedster PORSCHE 356 Coupe PORSCHE 912 PORSCHE 912 Targa	1.6 1.6 1.6 1.6	01/50-12/65 09/47-03/68 01/65-12/69 03/65-02/70	
 <p>Headlamp assembly, E-marked</p>	8195100302 <i>For reference:</i> 941200001 111941021A 111941039 35662014	PORSCHE 356 Cabriolet/Speedster PORSCHE 356 Coupe	1.1, 1.3, 1.5, 1.6 1.1, 1.3, 1.5, 1.6	01/50-12/65 09/47-03/68	Fitting Position: Left Fitting Position: Right Driver Position: for left-hand drive vehicles Registration Type: E-type checked
 <p>Headlamp assembly, OEM style, assymetric, E-marked</p>	8195101200 <i>For reference:</i> 111941021A 111941039 35662014 64463110107	PORSCHE 356 Cabriolet/Speedster PORSCHE 356 Coupe	1.5, 1.6 1.5, 1.6	01/50-12/65 09/47-03/68	Fitting Position: Left Fitting Position: Right Light Design: Asymmetric Registration Type: E-type checked

Description	Item no.	Application	Engine	Year	Criteria / Information
 Headlamp assembly, symmetrically, LHD, Hella lens, without E-mark. NOT STREET LEGAL IN EU	8195101302 <i>For reference:</i> 111941021A 111941039 35662014 64463110107	PORSCHE 356 Cabriolet/Speedster PORSCHE 356 Coupe	1.5, 1.6 1.5, 1.6	01/50-12/65 09/47-03/68	Fitting Position: Left Fitting Position: Right Light Design: Symmetric Driver Position: for left-hand drive vehicles Registration Type: not E Type certified
 Headlamp assembly, yellow glass, assymmetric, E-marked	8195101400 <i>For reference:</i> 111941021A 35662014 64463110107	PORSCHE 356 Cabriolet/Speedster PORSCHE 356 Coupe	1.5, 1.6 1.5, 1.6	01/50-12/65 09/47-03/68	Fitting Position: Left Fitting Position: Right Lens Colour: Yellow Light Design: Asymmetric Registration Type: E-type checked
 Picture not available Headlamp assembly, Porsche look, assymmetric, E-marked	8195101500 <i>For reference:</i> 111941021A 35662014 64463110107	PORSCHE 356 Cabriolet/Speedster PORSCHE 356 Coupe	1.5, 1.6 1.5, 1.6	01/50-12/65 09/47-03/68	Fitting Position: Left Fitting Position: Right Version: Porsche look Light Design: Asymmetric Registration Type: E-type checked
 Headlamp housing, US style, left/right. Comes without headlamp	8195150706 <i>For reference:</i> 941200002 111941037C	PORSCHE 356 Cabriolet/Speedster PORSCHE 356 Coupe	1.1, 1.3, 1.5, 1.6 1.1, 1.3, 1.5, 1.6	01/50-12/65 09/47-03/68	Fitting Position: Left and right Equipment Variant: US style
 Headlamp seal, glass to housing	1695150900 <i>For reference:</i> 91163196700	PORSCHE 356 Cabriolet/Speedster PORSCHE 356 Coupe PORSCHE 911 PORSCHE 911 PORSCHE 911 Cabriolet PORSCHE 911 Cabriolet PORSCHE 911 Speedster PORSCHE 911 Targa PORSCHE 911 Targa	1.1, 1.3, 1.5, 1.6 1.1, 1.3, 1.5, 1.6 2.0, 2.2, 2.3, 2.7, 3.0, 3.2, 3.3 3.6 3.0, 3.2, 3.3 3.6 3.6 2.0, 2.2, 2.3, 2.7, 3.0, 3.3 3.6	01/50-12/65 09/47-03/68 01/63-11/90 12/88-09/93 08/82-08/89 05/89-05/94 08/92-06/94 11/64-11/90 12/88-09/93	Equipment Variant: Glass to housing

Description	Item no.	Application	Engine	Year	Criteria / Information
 Headlamp lens, symmetrically, without E-mark	8195152202 <i>For reference:</i> 111941115E	PORSCHE 356 Cabriolet/Speedster PORSCHE 356 Coupe	1.5, 1.6 1.5, 1.6	01/50-12/65 09/47-03/68	Fitting Position: Left Fitting Position: Right Light Design: Symmetric Driver Position: for left-hand drive vehicles Registration Type: not E Type certified
 Headlamp lens, asymmetrically, with E-mark	8195152300 <i>For reference:</i> 111941115	PORSCHE 356 Cabriolet/Speedster PORSCHE 356 Coupe	1.5, 1.6 1.5, 1.6	01/50-12/65 09/47-03/68	Fitting Position: Left Fitting Position: Right Light Design: Asymmetric Registration Type: E-type checked
 Fog lamp set, Hella style, with clear glass, without E-mark	1695200100 <i>For reference:</i> PCG63120100	PORSCHE 356 Cabriolet/Speedster PORSCHE 356 Coupe PORSCHE 911 PORSCHE 911 Targa PORSCHE 912	1.6, 2.0 1.6, 2.0 2.0, 2.2, 2.3 2.0, 2.2, 2.3, 2.7 1.6	01/50-12/65 09/47-03/68 01/63-11/90 11/64-11/90 01/65-12/69	Fitting Position: Left and right Colour: Crystal clear Equipment Variant: Hella style Quantity Unit: Set Registration Type: not E Type certified
 Fog lamp, Marchal Style, with white bulb (one piece)	1695200300 <i>For reference:</i> EQ941400	PORSCHE 356 Cabriolet/Speedster PORSCHE 356 Coupe PORSCHE 911 PORSCHE 911 Cabriolet PORSCHE 911 Targa	1.1, 1.3, 1.5, 1.6 1.1, 1.3, 1.5, 1.6 2.0, 2.2, 2.3, 2.7, 3.0, 3.2, 3.3 3.0, 3.2, 3.3 2.0, 2.2, 2.3, 2.7, 3.0, 3.3	01/50-12/65 09/47-03/68 01/63-11/90 08/82-08/89 11/64-11/90	Fitting Position: Front Bulb Colour: White Version: Marchal style
 Tail light assembly with rubber seal, left	1695300170 <i>For reference:</i> 64463140300 64463140300	PORSCHE 356 Cabriolet/Speedster PORSCHE 356 Coupe	1.5, 1.6 1.5, 1.6	01/50-12/65 09/47-03/68	Fitting Position: Left Supplementary Article/Supplementary Info: with seal Country Version: USA
 Tail light assembly with rubber seal, right	1695300180 <i>For reference:</i> 64463140400 64463140400	PORSCHE 356 Cabriolet/Speedster PORSCHE 356 Coupe	1.5, 1.6 1.5, 1.6	01/50-12/65 09/47-03/68	Fitting Position: Right Supplementary Article/Supplementary Info: with seal Country Version: USA
 Tail light assembly with rubber seal, left	1695300270 <i>For reference:</i> 64463140310 64463140310	PORSCHE 356 Cabriolet/Speedster PORSCHE 356 Coupe	1.5, 1.6 1.5, 1.6	01/50-12/65 09/47-03/68	Fitting Position: Left Supplementary Article/Supplementary Info: with seal Country Version: Europe
 Tail light assembly with rubber seal, right	1695300280 <i>For reference:</i> 64463140410 64463140410	PORSCHE 356 Cabriolet/Speedster PORSCHE 356 Coupe	1.5, 1.6 1.5, 1.6	01/50-12/65 09/47-03/68	Fitting Position: Right Supplementary Article/Supplementary Info: with seal Country Version: Europe
 Lens for tail light, left	1695350170 <i>For reference:</i> 64463142110 64463142110	PORSCHE 356 Cabriolet/Speedster PORSCHE 356 Coupe	1.5, 1.6 1.5, 1.6	01/50-12/65 09/47-03/68	Fitting Position: Left Lens Colour: Red/Yellow Country Version: Europe

Description	Item no.	Application	Engine	Year	Criteria / Information
 Lens for tail light, right	1695350180 For reference: 64463142210 64463142210	PORSCHE 356 Cabriolet/Speedster PORSCHE 356 Coupe	1.5, 1.6 1.5, 1.6	01/50-12/65 09/47-03/68	Fitting Position: Right Lens Colour: Red/Yellow Country Version: Europe
 Turn signal lens, round, front, clear	1695451000 For reference: 64463141101	PORSCHE 356 Cabriolet/Speedster PORSCHE 356 Coupe	1.6 1.6	01/50-12/65 09/47-03/68	Fitting Position: Front Colour: Crystal clear Shape: Round
 Turn signal lens, round, front, yellow	1695451100 For reference: 64463141106	PORSCHE 356 Cabriolet/Speedster PORSCHE 356 Coupe	1.6 1.6	01/50-12/65 09/47-03/68	Fitting Position: Front Colour: Yellow Shape: Round Registration Type: not E Type certified
 Gasket for license plate light	1695650106 For reference: 64400793100 64400793100	PORSCHE 356 Cabriolet/Speedster PORSCHE 356 Coupe	1.5, 1.6 1.5, 1.6	01/50-12/65 09/47-03/68	
 Bulb, fog lamp, yellow, for EQ941400	1695900200 For reference: EQ941400A	PORSCHE 356 Cabriolet/Speedster PORSCHE 356 Coupe PORSCHE 911 PORSCHE 911 Cabriolet PORSCHE 911 Targa	1.1, 1.3, 1.5, 1.6 1.1, 1.3, 1.5, 1.6 2.0, 2.2, 2.3, 2.7, 3.0, 3.2, 3.3 3.0, 3.2, 3.3 2.0, 2.2, 2.3, 2.7, 3.0, 3.3	01/50-12/65 09/47-03/68 01/63-11/90 08/82-08/89 11/64-11/90	Bulb Colour: Yellow for article number: EQ941400
 Base for tail light, rubber	1696000100 For reference: 64463149101 64463149101	PORSCHE 356 Cabriolet/Speedster PORSCHE 356 Coupe	1.5, 1.6 1.5, 1.6	01/50-12/65 09/47-03/68	
 Reflector with bracket	1696000606 For reference: 64473150100	PORSCHE 356 Cabriolet/Speedster PORSCHE 356 Coupe	1.1, 1.3, 1.5, 1.6 1.1, 1.3, 1.5, 1.6	01/50-12/65 09/47-03/68	

Description	Item no.	Application	Engine	Year	Criteria / Information
 Turn signal switch	1696200100 <i>For reference:</i> 64461330100	PORSCHE 356 Cabriolet/Speedster PORSCHE 356 Coupe	1.5, 1.6 1.5, 1.6	01/50-12/65 09/47-03/68	
 Switch for reversing light	1696600100 <i>For reference:</i> 91461354102	PORSCHE 356 Cabriolet/Speedster PORSCHE 356 Coupe PORSCHE 911 PORSCHE 911 PORSCHE 911 PORSCHE 911 Cabriolet PORSCHE 911 Cabriolet PORSCHE 911 Cabriolet PORSCHE 911 Speedster PORSCHE 911 Targa PORSCHE 911 Targa PORSCHE 911 Targa PORSCHE 912 PORSCHE 912 Targa PORSCHE 914 PORSCHE 928 PORSCHE 959	1.6 1.6 2.0, 2.2, 2.3, 2.7, 3.0, 3.2, 3.3 3.6 3.8 3.0, 3.2, 3.3 3.6 3.8 3.6 2.0, 2.2, 2.3, 2.7, 3.0, 3.3 3.6 3.8 1.6 1.6 1.7, 1.8, 2.0 4.5, 4.7, 5.0, 5.4 2.8	01/50-12/65 09/47-03/68 01/63-11/90 12/88-09/93 10/93-09/97 08/82-08/89 05/89-05/94 07/94-09/97 08/92-06/94 11/64-11/90 12/88-09/93 08/95-09/97 01/65-12/69 03/65-02/70 01/69-02/76 09/77-11/95 01/86-04/91	
 Wiper blade, silver painted metal	1698400300 <i>For reference:</i> 64462831110	PORSCHE 356 Cabriolet/Speedster PORSCHE 356 Coupe	1.5, 1.6 1.5, 1.6	01/50-12/65 09/47-03/68	Fitting Position: Front Equipment Variant: Silver metal
 Washer tank complete with lid	1698600200 <i>For reference:</i> 64462872006 64462872007 PCG62872007	PORSCHE 356 Cabriolet/Speedster PORSCHE 356 Coupe	1.6 1.6, 2.0	01/50-12/65 09/47-03/68	Supplementary Article/Supplementary Info 2: with lid
 Cap for washer tank no. 90162872026	1698650300 <i>For reference:</i> 91162816700	PORSCHE 356 Cabriolet/Speedster PORSCHE 356 Coupe PORSCHE 911 PORSCHE 911 Targa PORSCHE 914 PORSCHE 924	1.6 1.6 2.0, 2.2, 2.3 2.0, 2.2, 2.3 1.8, 2.0 2.0	01/50-12/65 09/47-03/68 01/63-11/90 11/64-11/90 01/69-02/76 11/75-08/89	for OE number: 90162872026
 Battery, OE-Quality, Vintage style, black hard rubber, 6 V, 66 Ah, 177x175x185, DIN 06611	8199400300 <i>For reference:</i> 111915021	PORSCHE 356 Cabriolet/Speedster PORSCHE 356 Coupe	1.1, 1.3, 1.5, 1.6 1.1, 1.3, 1.5, 1.6	01/50-12/65 09/47-03/68	Voltage [V]: 6 Battery Capacity [Ah]: 66 Length [mm]: 177 Width [mm]: 175 Height [mm]: 185 DIN / ISO: 06611 Quality: OE Version: Vintage Colour: Black
 Battery, Heavy Duty, Vintage style, black hard rubber, 6 V, 100 Ah, 225x174x217, DIN 10011	8199400500 <i>For reference:</i> 111951021	PORSCHE 356 Cabriolet/Speedster PORSCHE 356 Coupe	1.1, 1.3, 1.5, 1.6 1.1, 1.3, 1.5, 1.6	01/50-12/65 09/47-03/68	Voltage [V]: 6 Battery Capacity [Ah]: 100 Length [mm]: 225 Width [mm]: 174 Height [mm]: 217 DIN / ISO: 10011 Reinforced Version: Version: Vintage Colour: Black

Item No.	Page
1160400600	11
1218000400	2
1611600200	1
1613600200	1
1615600300	1
1615600400	1
1615650200	1
1615800400	2
1615850100	2
1618900112	3
1619000112	3
1619200900	3
1619500100	3
1619900100	3
1620101100	3
1620600400	4
1620600500	4
1620600700	4
1620603100	4
1620603900	4
1620606700	4
1620610200	4
1620610300	5
1620701410	5
1620701510	5
1620701610	5
1620703710	5
1620703800	5
1620704800	6
1620705010	6
1621101100	6
1621400400	6
1623102970	6
1623102980	6
1623200470	6
1623200480	6
1623200570	7
1623200580	7
1623300170	7
1623300180	7
1632200500	8
1632300300	8
1632400170	8
1632400180	8
1645600100	9
1661100100	11
1661200100	11
1661200200	11
1661700200	11
1670250203	11
1670500603	12
1670600103	12
1672000103	12
1680100900	12
1680101000	12
1680200600	12
1680501500	12
1680501700	13
1680501800	13
1680502000	13
1680600100	13
1680602700	13
1680750170	13
1680750180	13
1680900170	14
1680900180	14
1680900470	14
1680900480	14
1680900670	14
1680900680	14
1680900770	14
1680900780	14
1681000170	14
1681000180	14
1681000700	15
1681700100	15
1681700700	15
1681750100	15
1681900570	16
1681900580	16
1681900670	16
1681900680	16
1682000100	17
1682000306	17
1682000476	17
1682000486	17
1682200100	17
1682200200	17
1682300670	17
1682300680	18
1682500170	18

Item No.	Page
1682500180	18
1682700970	18
1682700980	18
1683100300	18
1683100400	18
1683100500	18
1684100176	19
1684100186	19
1684200176	19
1684200186	19
1684300106	19
1684300206	20
1684400106	20
1684400206	20
1684550176	20
1684550186	20
1684551010	20
1685400100	20
1686000170	20
1686000180	21
1686000370	21
1686000380	21
1686500106	21
1686500206	21
1687100206	21
1687150100	22
1687700500	22
1687700600	22
1688000100	22
1688300306	23
1689100100	23
1689100200	23
1689200100	23
1689500910	23
1689501010	23
1689501110	23
1689501210	23
1689802870	24
1689802880	24
1692000116	25
1695150900	26
1695200100	27
1695200300	27
1695300170	27
1695300180	27
1695300270	27
1695300280	27
1695350170	27
1695350180	28
1695451000	28
1695451100	28
1695650106	28
1695900200	28
1696000100	28
1696000606	28
1696200100	29
1696600100	29
1698400300	29
1698600200	29
1698650300	29
8114600100	1
8115650800	1
8115650900	2
8132100100	7
8151200400	9
8152250206	9
8152250900	10
8153600206	10
8153600310	10
8160000600	10
8160000700	10
8160201406	10
8161000116	11
8161600400	11
8181300510	15
8187100806	21
8187100906	22
8187550306	22
8191100501	24
8191100506	24
8191100600	24
8191100700	25
8195100302	25
8195101200	25
8195101302	26
8195101400	26
8195101500	26
8195150706	26
8195152202	27
8195152300	27
8199400300	29

Item No.	Page
8199400500	29
9945150100	8
9945150200	9